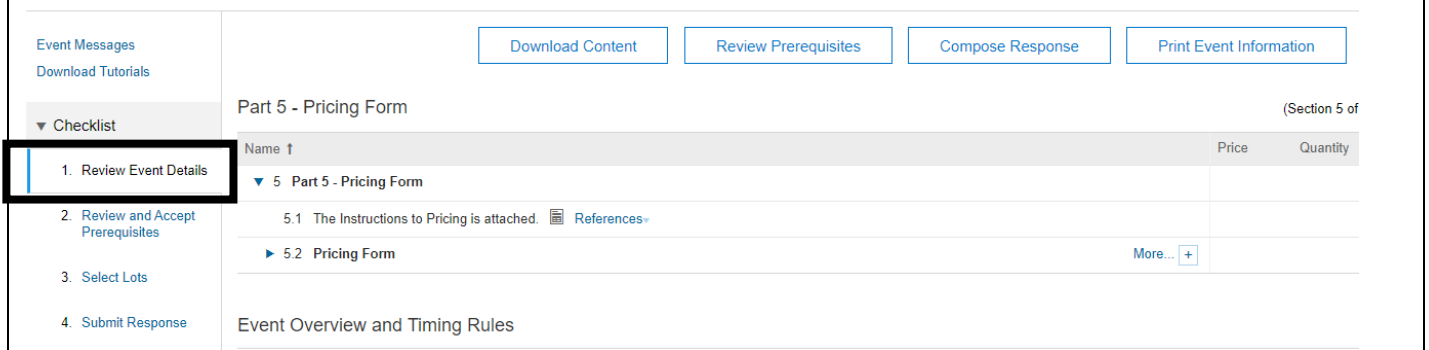


Supplier: Reactivating the Pricing Form after an Addenda

Please see below instructions identifying the steps to reactivating the 'Pricing Form' should there be a change made due to an Addenda.

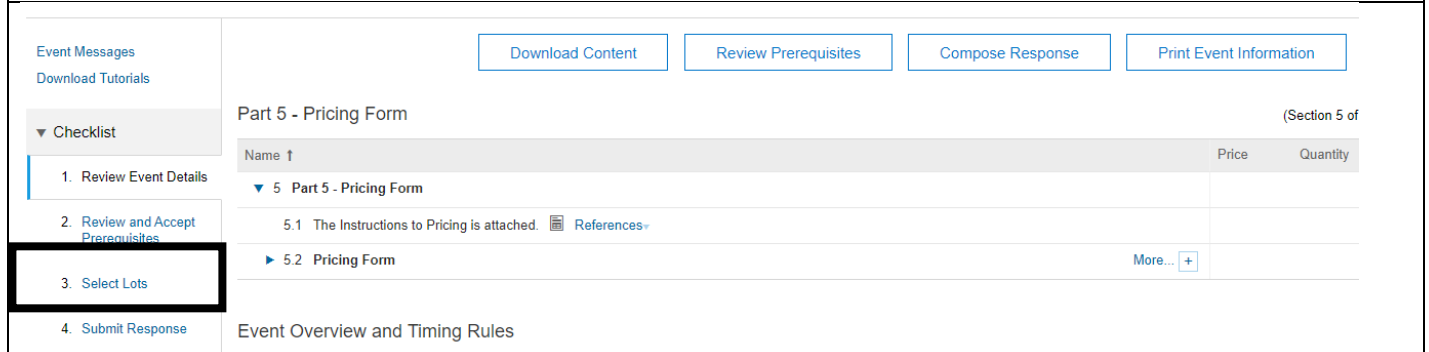
Step 1

Under the Checklist header Click Review Event Details to reactivate the preceding steps



Step 2

Click Select Lots

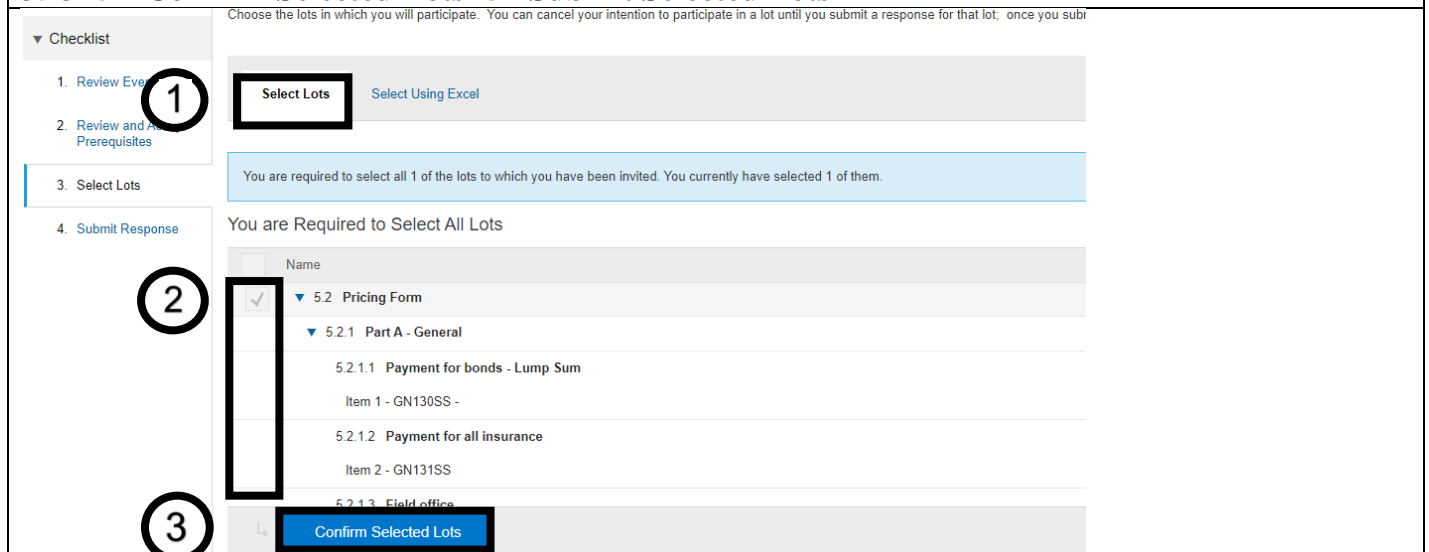


Step 3

1. On the next screen, click Select Lots,

2. Reselect any optional Lots if necessary (click blue triangle to collapse lots)

3. Click 'Confirm Selected Lots' or 'Submit Selected Lots'



Step 4

Click 'Compose Response' or Select '4. Submit Response'

[Event Messages](#)
[Download Tutorials](#)

[Download Content](#)
[Review Prerequisites](#)
[Compose Response](#)
[Print Event Information](#)

▼ Checklist

1. Review Event Details
2. Review and Accept Prerequisites
3. Select Lots
4. Submit Response

▼ Event Contents

Part 5 - Pricing Form

(Section 5 of 6) < Prev. | Next >

Name ↑	Price	Quantity	Extended Price
▼ 5 Part 5 - Pricing Form			
5.1 The Instructions to Pricing is attached. References			
▼ 5.2 Pricing Form	More... +		
▼ 5.2.1 Part A - General			
5.2.1.1 Payment for bonds - Lump Sum	More... +	1 each	
5.2.1.2 Payment for all insurance	More... +	1 each	
5.2.1.3 Field office	More... +		

» Next Section: Part 6 - Addendum

Step 5

The revised pricing form fields will now be visible when navigated to 'Pricing Form'

[Event Messages](#)
[Response History](#)

[Download Content](#)
[Review Prerequisites](#)
[Compose Response](#)
[Print Event Information](#)

▼ Checklist

1. Review Event Details
2. Review and Accept Prerequisites
3. Select Lots
4. Submit Response

▼ Event Contents

Part 5 - Pricing Form

(Section 5 of 6) < Prev. | Next >

Name ↑	Price	Quantity	Extended Price
▼ 5.2.1 Part A - General			
5.2.1.1 Payment for bonds - Lump Sum	More... +	CAD 1 each	Fx
5.2.1.2 Payment for all insurance	More... +	CAD 1 each	Fx
5.2.1.3 Field office	More... +	CAD 1 each	Fx
5.2.1.4 Traffic Control	More... +	CAD 1 each	Fx
5.2.1.5 Advance advisory signs	More... +	CAD 6 each	Fx

(*) indicates a required field

[Submit Entire Response](#)
[Update Totals](#)
[Save draft](#)
[Compose Message](#)
[Excel Import](#)